

Class A **DNLDX** Class C **DNLGX** Class I **DNLRX** Class Y **DNLGX**

Goal/Approach

The fund seeks to maximize capital appreciation by normally investing at least 80% of its assets, plus any borrowings for investment purposes, in the stocks of midsized companies. The fund defines "midsized companies" as companies included in the Russell Midcap Index at the time of purchase. The fund's portfolio managers apply a systematic, quantitative investment approach designed to identify and exploit relative misvaluations primarily within mid-cap stocks in the U.S. stock market.

CUSIP
Class A 05587K105
Class C 05587K204
Class I 05587K501
Class Y 05587K873

Assets for the Fund
\$500,295,130

Holdings²
246

Dividend Frequency
Annually

Morningstar Category
Mid-Cap Blend

Lipper Category
Mid-Cap Growth Funds

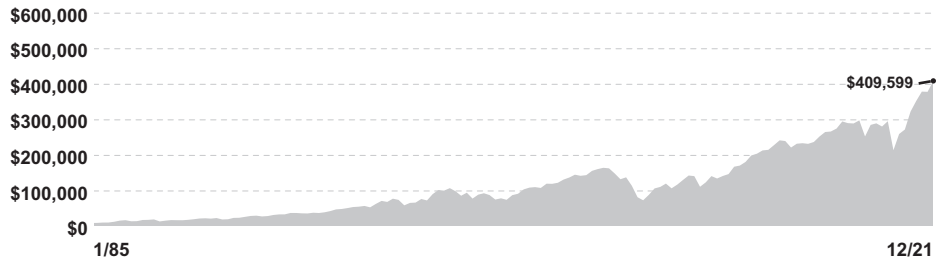
Sub-Adviser



Investment Adviser
BNY Mellon Investment Adviser, Inc.

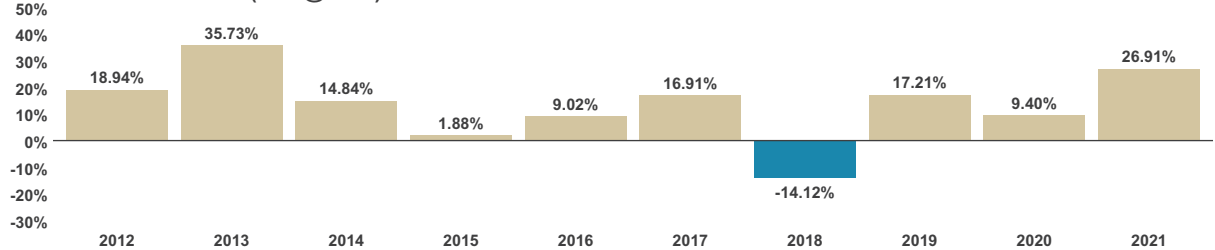
Growth of a \$10,000 Investment

A hypothetical \$10,000 investment in the fund's Class A shares on 1/29/85 would have been worth \$409,599 on 12/31/21.



This does not reflect the 5.75% maximum front-end sales load applicable to Class A shares which, if reflected, would have lowered performance. Assumes reinvestment of dividends and capital gains. Performance for the fund's other share classes would vary.

Historical Performance (CL.I @ NAV)³



Average Annual Total Returns (12/31/21)¹

Share Class/Inception Date	3 M	YTD	1 Yr	3 Yr	5 Yr	10 Yr
Class A (NAV) 01/29/85	8.12%	26.66%	26.66%	17.38%	10.08%	12.67%
Class A (5.75% max. load)	1.89%	19.39%	19.39%	15.08%	8.78%	12.01%
Class C (NAV) 11/27/02	7.89%	25.51%	25.51%	16.33%	9.11%	11.70%
Class C (1.00% max. CDSC)	6.98%	24.51%	24.51%	16.33%	9.11%	11.70%
Class I (NAV) 11/27/02	8.17%	26.91%	26.91%	17.62%	10.32%	12.90%
Class Y (NAV) 09/01/15	8.19%	27.10%	27.10%	17.73%	10.39%	12.96%
Russell Midcap® Index ⁴	6.44%	22.58%	22.58%	23.29%	15.10%	14.91%

The performance data quoted represents past performance, which is no guarantee of future results. Share price and investment return fluctuate, and an investor's shares may be worth more or less than original cost upon redemption. Current performance may be lower or higher than the performance quoted. Performance for periods less than 1 year is not annualized. Go to im.bnymellon.com for the fund's most recent month-end returns. The net expense ratio(s) reflect a contractual expense reduction agreement through 4/30/2022, without which, the returns would have been lower. Total Expense Ratios: Class A 1.16%, Class C 2.09%, Class I 0.96%, Class Y 0.85%. Net Expense Ratios: Class A 0.81%, Class C 1.74%, Class I 0.61%, Class Y 0.50%. Not all classes of shares may be available to all investors or through all broker-dealer platforms.

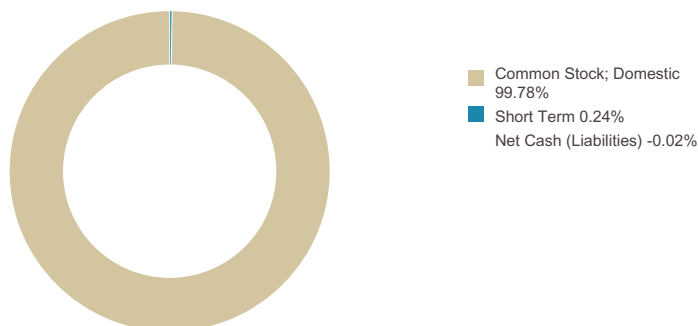
¹The total return performance figures for Class Y shares of the fund represent the performance of the fund's Class I shares for periods prior to 9/1/15, the inception date for Class Y shares, and the performance of the fund's Class A prior to 11/27/02, the inception date for Class I shares. Performance reflects the applicable class' distribution/servicing fees since the inception date. Investors should consider, when deciding whether to purchase a particular class of shares, the investment amount, anticipated holding period and other relevant factors. ²Portfolio composition is as of 12/31/2021 and is subject to change at any time. ³Performance figures may reflect reimbursements or fee waivers, without which the performance would have been lower. ⁴Source: FactSet. The Russell Midcap® Index measures the performance of the mid-cap segment of the U.S. equity universe. The Russell Midcap® Index is a subset of the Russell 1000® Index. It includes approximately 800 of the smallest securities based on a combination of their market cap and current index membership. The Russell Midcap® Index represents approximately 31% of the total market capitalization of the Russell 1000 companies. The Russell Midcap® Index is constructed to provide a comprehensive and unbiased barometer for the mid-cap segment. The index is completely reconstituted annually to ensure larger stocks do not distort the performance and characteristics of the true mid-cap opportunity set. Investors cannot invest directly in any index.

"Newton" and/or the "Newton Investment Management" brand refers to Newton Investment Management Limited. Newton is incorporated in the United Kingdom and is authorized and regulated by the Financial Conduct Authority in the conduct of investment business. Newton is registered with the U.S. Securities and Exchange Commission (SEC) as an investment adviser. Newton is a subsidiary of The Bank of New York Mellon Corporation.

BNY Mellon Active MidCap Fund

Class A **DNLDX** Class C **DNLGX** Class I **DNLRX** Class Y **DNLXY**

Asset Allocation¹

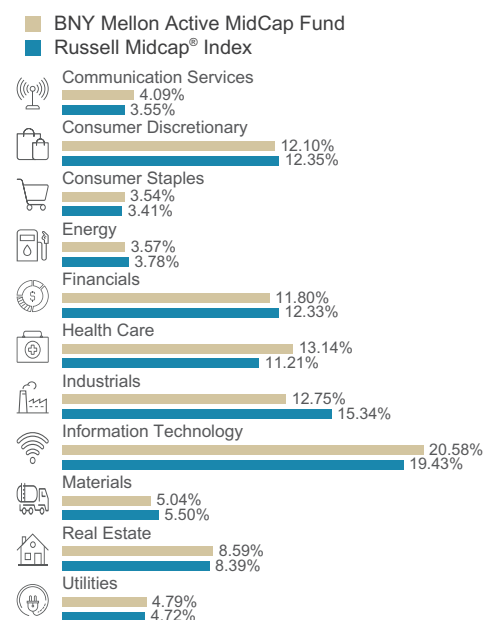


Top Ten Holdings¹

Mid-America Apartment Communities	1.48%
Old Dominion Freight Line	1.32%
DTE Energy	1.26%
Cerner	1.11%
AutoZone	1.07%
Synopsys	1.06%
Marathon Oil	1.06%
IDEXX Laboratories	1.05%
Agilent Technologies	1.04%
AvalonBay Communities	1.01%

The holdings listed should not be considered recommendations to buy or sell a security. Large concentrations can increase share price volatility.

Sector Allocation^{1,2}



Portfolio Management

The fund's investment adviser is BNY Mellon Investment Adviser, Inc. (BNYM Investment Adviser). BNYM Investment Adviser has engaged its affiliate, Newton Investment Management North America, LLC (Newton), to serve as the fund's sub-investment adviser. Investment decisions for the fund are made by members of the Multi-Factor Equity team at Newton. The team members who are jointly and primarily responsible for managing the fund's portfolio are Peter D. Goslin, CFA and Adam Logan, CFA. Mr. Goslin has been a primary portfolio manager of the fund since February 2015. Mr. Logan has been primary portfolio managers of the fund since December 2019. Mr. Goslin is a portfolio manager at Newton. He has been employed by Newton or a predecessor company of Newton since 1999. Mr. Logan is a portfolio manager at Newton. He has been employed by Newton or a predecessor company of Newton since 1998.

Investors should consider the investment objectives, risks, charges and expenses of a mutual fund carefully before investing. To obtain a prospectus, or a summary prospectus, if available, that contains this and other information about a fund, contact your financial professional or visit im.bnymellon.com. Read the prospectus carefully before investing. Investors should discuss with their financial professional the eligibility requirements for Class I and Y shares, which are available only to certain eligible investors, and the historical results achieved by the fund's respective share classes.

BNY Mellon Investment Adviser, Inc., Newton Investment Management North America, LLC and BNY Mellon Securities Corporation are subsidiaries of The Bank of New York Mellon Corporation. BNY Mellon is the corporate brand of The Bank of New York Mellon Corporation.

¹Portfolio composition is as of 12/31/2021 and is subject to change at any time. ²Source: Newton.

Risks: Equities are subject to market, market sector, market liquidity, issuer, and investment style risks, among other factors, to varying degrees. Investing in **foreign denominated and/or domiciled securities** involves special risks, including changes in currency exchange rates, political, economic, and social instability, limited company information, differing auditing and legal standards, and less market liquidity. These risks generally are greater with emerging market countries. **Small and midsized company stocks** tend to be more volatile and less liquid than larger company stocks as these companies are less established and have more volatile earnings histories. *Recent market risks include pandemic risks related to COVID-19. The effects of COVID-19 have contributed to increased volatility in global markets and will likely affect certain countries, companies, industries and market sectors more dramatically than others. To the extent the fund may overweight its investments in certain countries, companies, industries or market sectors, such positions will increase the fund's exposure to risk of loss from adverse developments affecting those countries, companies, industries or sectors.*

The information being provided is general information about our firm and its products and services. It should not be construed as investment advice or a recommendation with respect to any product or service and should not serve as a primary basis for investment decisions. Please consult a legal, tax or financial professional in order to determine whether an investment product or service is appropriate for a particular situation.